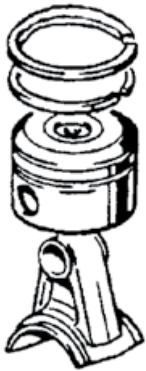



# Medium Pressure

## MEDIUM PRESSURE DIAPHRAGM PUMP FEATURES:

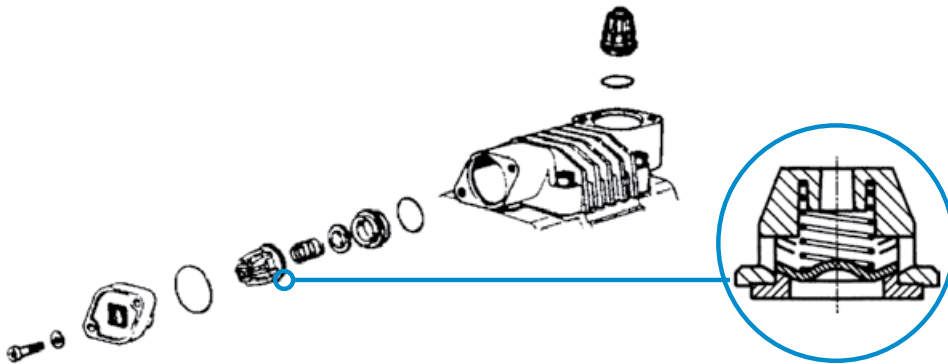


Each piston has two piston rings for improved piston seal to keep a film of oil between the piston and diaphragm.

**BENEFITS:**

- Ball bearings on the crankshaft for increased life.
- Features a uniquely shaped piston to reduce wear against the diaphragm.

- Medium Pressure Diaphragm Pumps perform from 7.4 to 18.5 GPM with pressure ratings from 0 to 580 PSI.
- The pump's design delivers high volumetric efficiencies and more pumping capacity.
- Three-piston semi-hydraulic diaphragm pumps ensure a smoother, quieter operation.
- Convenient visual oil-level indicator.
- Pumps can be run dry.



Exclusive stainless steel check valve design ensures perfect sealing performance due to its unique spherical shaped poppet and conical seat.

# Medium Pressure



## DP-74.1

Maximum Flow: 7.4 GPM

Maximum Pressure: 580 PSI

Maximum Speed: 550 RPM

Maximum Power: 2.5 HP

Weight: 16 lbs.

Diaphragms: 3

Suction Hose Diameter: 1" Hose

Discharge Hose Diameter: 1/2" NPT

Max Temperature: 140°F

Lubricating Oil Type: 30 SAE

Can be PTO mounted, gasoline engine,  
hydraulic motor or electric motor driven

### Optional Models:

**DP-74.1-GRI** Includes gearbox for 3.5 and 5 HP engines and SC-1132-2 regulator.

### Recommended Accessories:

- Pressure regulator: SC-1132-2 or SC-1240-3.
- Gearbox for 3.5 and 5 HP engines: DP-321009.
- Pump equipped with crankshaft flange, must order shaft separately: DP-318793 (3/4") solid shaft or DP-318590 (1") solid shaft.

### Optional Accessories:

- DP-318343** Female 1 3/8" shaft kit  
**DP-310049** Male 1 3/8" shaft kit  
**DP-31874897** Hydraulic adaptor kit SAE "B"

DP-74.1 Performance - RPM								
Pressure	500		550		600		650	
	GPM	HP	GPM	HP	GPM	HP	GPM	HP
29	6.70	0.14	7.40	0.16	8.00	0.17	8.70	0.18
145	6.50	0.70	7.10	0.77	7.66	0.80	8.20	0.88
290	6.30	1.37	7.00	1.5	7.50	1.60	8.10	1.75
580	6.20	2.0	6.90	2.2	7.40	2.4	7.90	2.5

## DP-90.1

Maximum Flow: 9 GPM @ 550 RPM,  
10.6 GPM @ 650 RPM

Maximum Pressure: 580 PSI

Maximum Speed: 650 RPM

Maximum Power: 4.0 HP

Weight: 17 lbs.

Diaphragms: 3

Suction Hose Diameter: 1" Hose

Discharge Hose Diameter: 1/2" NPT

Max Temperature: 140°F

Lubricating Oil Type: 30 SAE

Can be PTO mounted, gasoline engine,  
hydraulic motor or electric motor driven.

### Optional Models:

**DP-90.1-GRI** Includes gearbox for 3.5 and 5 HP engines and SC-1132-2 regulator.



### Recommended Accessories:

- Pressure regulator: SC-1132-2 or SC-1240-3.
- Gearbox for 3.5 and 5 HP engines: DP-321009.
- Pump equipped with crankshaft flange, must order shaft separately: DP-318793 (3/4") solid shaft or DP-318590 (1") solid shaft.

### Optional Accessories:

- DP-318343** Female 1 3/8" shaft kit  
**DP-310049** Male 1 3/8" shaft kit  
**DP-31874897** Hydraulic adaptor kit SAE "B"

DP-90.1 Performance - RPM								
Pressure	500		550		600		650	
	GPM	HP	GPM	HP	GPM	HP	GPM	HP
29	8.2	0.12	9.0	0.14	9.8	0.15	10.6	0.15
290	7.7	1.2	8.5	1.3	9.2	1.4	9.8	1.5
435	7.5	1.7	8.3	1.9	9.1	2.1	9.6	2.2
580	7.4	2.4	8.2	2.5	9.0	2.8	9.5	2.9

# Medium Pressure



## DP-139

Maximum Flow: 13.9 GPM @ 550  
and 145 PSI

Maximum Pressure: 580 PSI

Maximum Speed: 550 RPM

Maximum Power: 5.6 HP

Weight: 31 lbs.

Diaphragms: 3

Suction Hose Diameter: 1 ¼" Hose

Discharge Hose Diameter: ½" NPT

Max Temperature: 140°F

Lubricating Oil Type: 30 SAE

### Optional Models:

**DP-139-GRI**

Includes gearbox to fit 3.5 and 5 HP engines and SC-1132-2 regulator

### Optional Accessories:

**DP-31874897**

Hydraulic adaptor kit SAE "B"

### Recommended Accessories:

- Pressure regulator: SC-1241-2 or SC-1240-3.
- Gearbox for 3.5 and 5 HP engines: DP-321009 and DP-321006 for 8 and 11 HP engines.
- Pump has crankshaft flange on one side, 1 ⅜" spline shaft opposite side, must order solid shaft separately: DP-318793 (¾") solid shaft or DP-318590 (1") solid shaft.

DP-139 Performance - RPM								
Pressure	400		450		500		550	
	GPM	HP	GPM	HP	GPM	HP	GPM	HP
145	10.04	1.05	11.30	1.19	12.55	1.32	13.90	1.46
290	10.04	2.11	11.30	2.38	12.55	2.64	13.70	2.89
435	9.93	3.13	11.17	3.53	12.40	3.92	13.60	4.30
580	9.80	4.13	11.04	4.64	12.28	5.17	13.50	5.60

## DP-185.1

Maximum Flow: 18.5 GPM @ 145 PSI

Maximum Pressure: 580 PSI

Maximum Speed: 550 RPM

Maximum Power: 7.4 HP

Weight: 33 lbs.

Diaphragms: 3

Suction Hose Diameter: 1 ¼" Hose

Discharge Hose Diameter: ¾" NPT

Max Temperature: 140°F

Lubricating Oil Type: 30 SAE

### Optional Models:


**DP-185.1-GRI**

Includes gearbox to fit 8 and 11 HP engines and SC-1240-3 regulator

### Optional Accessories:

**DP-31874897**

Hydraulic adaptor kit SAE "B"



### Recommended Accessories:

- Pressure regulator: SC-1240-3.
- Gearbox DP-321006 for 8 and 11 HP engines.
- Pump has crankshaft flange on one side, 1 3/8" spline shaft opposite side, must order solid shaft separately: DP-318793 (¾") solid shaft or DP-318590 (1") solid shaft.

DP-185.1 Performance - RPM								
Pressure	400		450		500		550	
	GPM	HP	GPM	HP	GPM	HP	GPM	HP
145	13.79	1.4	15.30	1.6	16.90	1.7	18.50	1.9
290	13.47	2.8	15.00	3.16	16.60	3.5	18.20	3.8
435	13.20	4.1	14.80	4.6	16.40	5.1	17.90	5.6
580	12.90	5.4	14.50	6.1	16.10	6.7	17.70	7.4